



## Sospensioni Integrative per veicoli industriali Integrative Suspensions for industrial vehicles



Top Drive System Ref. :

	Gonfiaggio <i>Inflating</i>
<b>E</b>	Elettrico <i>Electric</i>

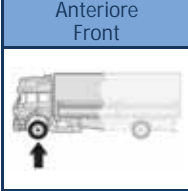
**583046E**

19.463


26.363

33.463

Fino ad esaurimento scorte / *until stocks last*



Data / Date		Dettagli veicolo / Vehicle's detail	
Da / Since :			
Fino a / Until:			
Tipo assale / Axle type		Larghezza balestra / Leaf spring width	
<b>I</b>			90



Top Drive System Ref. :

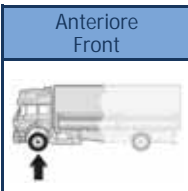
	Gonfiaggio <i>Inflating</i>
<b>E</b>	Elettrico <i>Electric</i>
<b>T</b>	Elettrico con Telecomando <i>Remote controlled</i>

**583121E**

**583121ET**

TGL (Euro 5)

150 ÷ 220



Data / Date		Dettagli veicolo / Vehicle's detail	
Da / Since :	01/2004		Motore : 4 cil. 4850 cc.
Fino a / Until:			Engine : 4 cil. 4850 cc.
Tipo assale / Axle type		Larghezza balestra / Leaf spring width	
<b>I</b>			



Top Drive System Ref. :

	Gonfiaggio <i>Inflating</i>
<b>A</b>	Autolivellante <i>Self-levelling</i>
<b>E</b>	Elettrico <i>Electric</i>
<b>T</b>	Elettrico con Telecomando <i>Remote controlled</i>

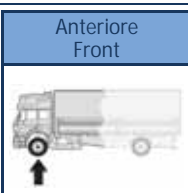
**42112293**

**42112294**


**42112297**

TGM (Euro 5)


250 ÷ 340



**Nuovo / New**





Data / Date		Dettagli veicolo / Vehicle's detail	
Da / Since :	01/2004		Motore : 6 cil. 6870 cc.
Fino a / Until:			Engine : 6 cil. 6870 cc.
Tipo assale / Axle type		Larghezza balestra / Leaf spring width	
<b>I</b>			90








Sospensioni Integrative per veicoli industriali  
*Integrative Suspensions for industrial vehicles*




Top Drive System Ref. :  **583514A**  
**583514E**  
**583514ET**   
**TGA 4600**

	Gonfiaggio <i>Inflating</i>	Anteriore Front
<b>A</b>	Autolivellante <i>Self-levelling</i>	
<b>E</b>	Elettrico <i>Electric</i>	<b>Torpress 20</b> Ø10" 
<b>T</b>	Elettrico con Telecomando <i>Remote controlled</i>	

550044 - 550034



Data / Date		Dettagli veicolo / Vehicle's detail	
Da / Since :	01/2000		
Fino a / Until:			
Tipo assale / Axle type		Larghezza balestra / Leaf spring width	
<b>I</b>		90	




Corredato di  
*Equipped with*  
 **TOP DRIVE CONTROL**

Top Drive System Ref. :  **583572E**  
**583572ET**   
**TGS 320 ÷ 480**  
**TGX 360 ÷ 540**  
 (Euro 4 - Euro 5)  
 1° asse anteriore / 1° front axle

	Gonfiaggio <i>Inflating</i>	Anteriore Front
<b>E</b>	Elettrico <i>Electric</i>	
<b>T</b>	Elettrico con Telecomando <i>Remote controlled</i>	<b>Torpress 20</b> Ø10" 

550044 - 550034





Data / Date		Dettagli veicolo / Vehicle's detail	
Da / Since :	01/2008		
Fino a / Until:	2015		
Tipo assale / Axle type		Larghezza balestra / Leaf spring width	
<b>I</b>		90	




Corredato di  
*Equipped with*  
 **TOP DRIVE CONTROL**

Top Drive System Ref. :  **42157300**  
**TGS**  
 320 ÷ 480  
 2° asse anteriore (montaggio davanti al centro ruota) -  
 Gonfiaggio collegato a sospensione 1° asse / 2° front  
 axle (in front of wheel center) - *Inflating linked to 1°  
 axle suspension*

	Gonfiaggio <i>Inflating</i>	Anteriore Front
<b>C</b>	Collegato <i>Connected</i>	
		<b>Torpress 20</b> Ø10" 

550044 - 550034



Data / Date		Dettagli veicolo / Vehicle's detail	
Da / Since :	01/2008		
Fino a / Until:	2015		
Tipo assale / Axle type		Larghezza balestra / Leaf spring width	
<b>I</b>		90	



Corredato di  
*Equipped with*  
 **TOP DRIVE CONTROL**

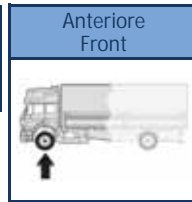


## Sospensioni Integrative per veicoli industriali Integrative Suspensions for industrial vehicles



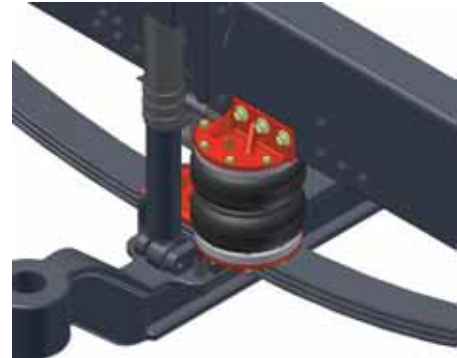
Top Drive System Ref. :  
**42157400**

	Gonfiaggio <i>Inflating</i>
<b>C</b>	Collegato <i>Connected</i>



**TGS**

320 ÷ 480  
2° asse anteriore (montaggio dietro al centro ruota) -  
Gonfiaggio collegato a sospensione 1° asse / 2° front  
axle (behind wheel center) - Inflating linked to 1° axle  
suspension

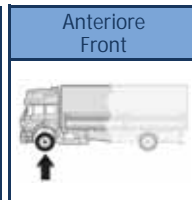


Data / Date		Dettagli veicolo / Vehicle's detail	
Da / Since :	01/2008		
Fino a / Until:	2015		
Tipo assale / Axle type		Larghezza balestra / Leaf spring width	
<b>I</b>			90



Top Drive System Ref. :  
**583514A**

	Gonfiaggio <i>Inflating</i>
<b>A</b>	Autolivellante <i>Self-levelling</i>



**583514E**

<b>E</b>	Elettrico <i>Electric</i>
----------	------------------------------

**583514ET**

<b>T</b>	Elettrico con Telecomando <i>Remote controlled</i>
----------	-------------------------------------------------------

**TGS Hydrodrive (Euro 6)**

**Nuovo / New**



Data / Date		Dettagli veicolo / Vehicle's detail	
Da / Since :			
Fino a / Until:			
Tipo assale / Axle type		Larghezza balestra / Leaf spring width	
<b>I</b>			90



[WWW.TOPDRIVESYSTEM.COM](http://WWW.TOPDRIVESYSTEM.COM)