



## Sospensioni Integrative per veicoli industriali Integrative Suspensions for industrial vehicles

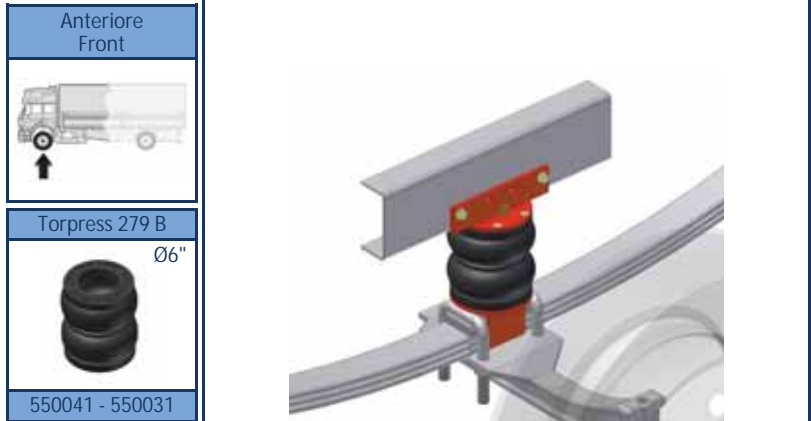


Top Drive System Ref. : **583025E**  
**583025ET**

	Gonfiaggio <i>Inflating</i>	Anteriore Front
<b>E</b>	Elettrico <i>Electric</i>	
<b>T</b>	Elettrico con Telecomando <i>Remote controlled</i>	

**Eurocargo**  
 60 E 10÷14 65 E 10÷14 75 E 12÷15 80 E 15÷21  
 Fino ad esaurimento scorte / Available until stock last

Data / Date		Dettagli veicolo / Vehicle's detail	
Da / Since :		Prima serie, NO motore Tector <i>First serie, NO Tector engine</i>	
Fino a / Until:	2003		
Tipo assale / Axle type		Larghezza balestra / Leaf spring width	
<b>I</b>			70



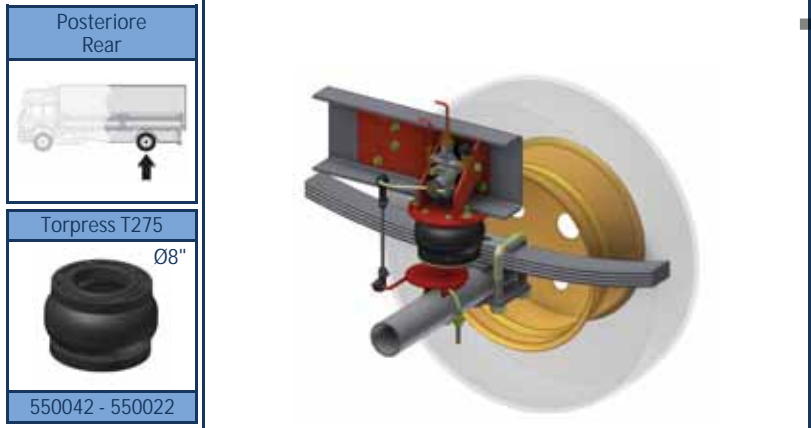
Corredato di  
Equipped with

Top Drive System Ref. : **583026**  
**Eurocargo (NO Serie K)**

	Gonfiaggio <i>Inflating</i>	Posteriore Rear
<b>A</b>	Autolivellante <i>Self-levelling</i>	

60 E 10÷14 65 E 10÷14 75 E 12÷15 80 E 15÷21  
 90 E 15÷21

Data / Date		Dettagli veicolo / Vehicle's detail	
Da / Since :		Prima serie, NO motore Tector <i>First serie, NO Tector engine</i>	
Fino a / Until:	2003		
Tipo assale / Axle type		Larghezza balestra / Leaf spring width	
<b>O</b>	Tondo / Round Ø100		




Corredato di  
Equipped with

Top Drive System Ref. : **41518703**  
**41518804**  
**41518807**

	Gonfiaggio <i>Inflating</i>	Anteriore Front
<b>A</b>	Autolivellante <i>Self-levelling</i>	
<b>E</b>	Elettrico <i>Electric</i>	
<b>T</b>	Elettrico con Telecomando <i>Remote controlled</i>	

**Eurocargo**  
 100 E 15÷21 110 E 18÷21

Data / Date		Dettagli veicolo / Vehicle's detail	
Da / Since :		Prima serie, NO motore Tector <i>First serie, NO Tector engine</i>	
Fino a / Until:	2003		
Tipo assale / Axle type		Larghezza balestra / Leaf spring width	
<b>I</b>			70



Corredato di  
Equipped with

www.pneumauto.by



## Sospensioni Integrative per veicoli industriali

### Integrative Suspensions for industrial vehicles



Top Drive System Ref. :

Gonfiaggio  
Inflating

A

Autolivellante  
Self-levellingPosteriore  
Rear**583028****Eurocargo**

100 E 15÷21 110 E 18÷21

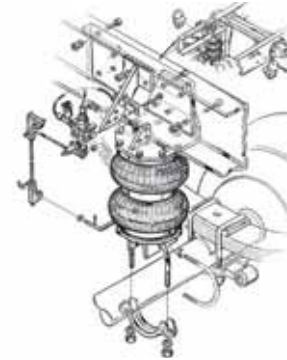


Torpress 281

Ø8"



550043 - 550033



Data / Date		Dettagli veicolo / Vehicle's detail	
Da / Since :		Prima serie, NO motore Tector	
Fino a / Until:	2003	First serie, NO Tector engine	
Tipo assale / Axle type		Larghezza balestra / Leaf spring width	
	Tondo / Round Ø100		

Corredato di  
Equipped with**TOP DRIVE  
CONTROL**

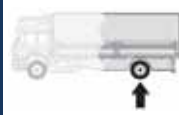
Top Drive System Ref. :

Gonfiaggio  
Inflating

A

Autolivellante  
Self-levellingPosteriore  
Rear**583030****Eurocargo**

100 E 15÷21 110 E 18÷21

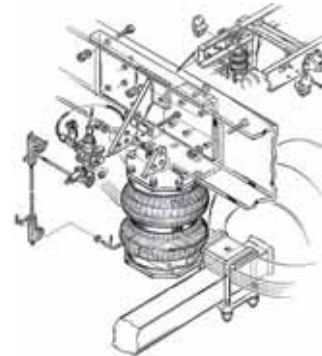


Torpress 281

Ø8"



550043 - 550033



Data / Date		Dettagli veicolo / Vehicle's detail	
Da / Since :		Prima serie, NO motore Tector	
Fino a / Until:	2003	First serie, NO Tector engine	
Tipo assale / Axle type		Larghezza balestra / Leaf spring width	
	Quadro / Square BxH=100x100		

Corredato di  
Equipped with**TOP DRIVE  
CONTROL**

Top Drive System Ref. :

Gonfiaggio  
Inflating

A

Autolivellante  
Self-levellingAnteriore  
Front**41515903****41516004****41516007**

E

Elettrico  
Electric

T

Elettrico con Telecomando  
Remote controlled

Torpress 20

Ø10"



550044 - 550034

120 E 15÷23 130 E 15÷23 135 E 15÷23 150 E 15÷23  
170 E 15÷27


Data / Date		Dettagli veicolo / Vehicle's detail	
Da / Since :		Prima serie, NO motore Tector	
Fino a / Until:	2003	First serie, NO Tector engine	
Tipo assale / Axle type		Larghezza balestra / Leaf spring width	
			80

Corredato di  
Equipped with**TOP DRIVE  
CONTROL**




## Sospensioni Integrative per veicoli industriali Integrative Suspensions for industrial vehicles



Top Drive System Ref. :  **Gonfiaggio Inflating**


<b>A</b>	Autolivellante Self-levelling
<b>E</b>	Elettrico Electric
<b>T</b>	Elettrico con Telecomando Remote controlled

**41515993**  
**41516094**  
**41516097** 


**Eurocargo**  
**Versione rinforzata / Reinforced version**

120 E 15÷23 130 E 15÷23 135 E 15÷23 150 E 15÷23  
170 E 15÷27

**Anteriore Front**




**Torpress T272/N**  
Ø11"



550011 - 550021




Data / Date		Dettagli veicolo / Vehicle's detail	
Da / Since :		Prima serie, NO motore Tector First serie, NO Tector engine	
Fino a / Until:	2003		
Tipo assale / Axle type		Larghezza balestra / Leaf spring width	
<b>I</b>			80

Corredato di  
Equipped with




**TOP DRIVE CONTROL**

Top Drive System Ref. :  **Gonfiaggio Inflating**


<b>A</b>	Autolivellante Self-levelling
----------	----------------------------------

**583032**


**Eurocargo**

120 E 15÷23 130 E 15÷23

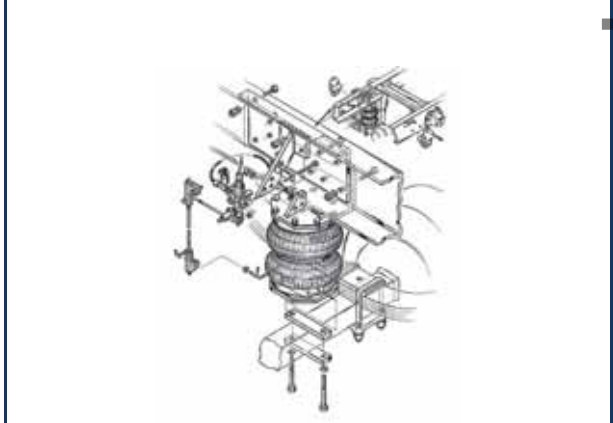
**Posteriore Rear**





**Torpress 20**  
Ø10"



550044 - 550034




Data / Date		Dettagli veicolo / Vehicle's detail	
Da / Since :		Prima serie, NO motore Tector First serie, NO Tector engine	
Fino a / Until:	2003		
Tipo assale / Axle type		Larghezza balestra / Leaf spring width	
	Quadro / Square BxH=120x130		


Corredato di  
Equipped with




**TOP DRIVE CONTROL**

Top Drive System Ref. :  **Gonfiaggio Inflating**


<b>A</b>	Autolivellante Self-levelling
<b>E</b>	Elettrico Electric
<b>T</b>	Elettrico con Telecomando Remote controlled

**41518703**  
**41518804**  
**41518807** 


**Eurocargo Tector (Euro 3)**

65 E 13÷18 75 E 13÷18 100 E 17÷21


**Anteriore Front**




**Torpress 281**  
Ø8"



550043 - 550033



Data / Date		Dettagli veicolo / Vehicle's detail	
Da / Since :			
Fino a / Until:	09/2003		
Tipo assale / Axle type		Larghezza balestra / Leaf spring width	
<b>I</b>			70

Corredato di  
Equipped with




**TOP DRIVE CONTROL**





Sospensioni Integrative per veicoli industriali  
*Integrative Suspensions for industrial vehicles*



Top Drive System Ref. :

	Gonfiaggio <i>Inflating</i>	Anteriore Front
A	Autolivellante <i>Self-levelling</i>	
E	Elettrico <i>Electric</i>	
T	Elettrico con Telecomando <i>Remote controlled</i>	

41518793


41518894

41518897

**Eurocargo Tector (Euro 3)**

**Versione rinforzata / Reinforced version**

65 E 13÷18 75 E 13÷18 100 E 17÷21



Data / Date		Dettagli veicolo / Vehicle's detail	
Da / Since :			
Fino a / Until:	09/2003		
Tipo assale / Axle type		Larghezza balestra / Leaf spring width	
<b>I</b>			70



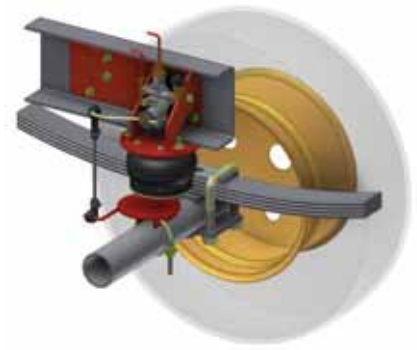
Top Drive System Ref. :

	Gonfiaggio <i>Inflating</i>	Posteriore Rear
A	Autolivellante <i>Self-levelling</i>	

583556

**Eurocargo Tector  
(NO Serie K)**

75 E 13÷18



Data / Date		Dettagli veicolo / Vehicle's detail	
Da / Since :			
Fino a / Until:	2003		
Tipo assale / Axle type		Larghezza balestra / Leaf spring width	
<b>O</b>	Tondo / Round Ø100		70



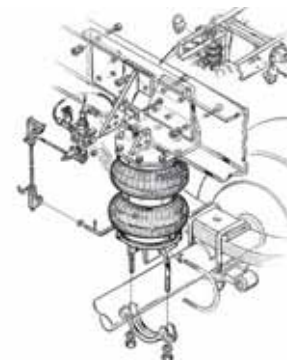
Top Drive System Ref. :

	Gonfiaggio <i>Inflating</i>	Posteriore Rear
A	Autolivellante <i>Self-levelling</i>	

583558A


**Eurocargo Tector**

100 E 17÷21



Data / Date		Dettagli veicolo / Vehicle's detail	
Da / Since :			
Fino a / Until:	2003		
Tipo assale / Axle type		Larghezza balestra / Leaf spring width	
<b>O</b>	Tondo / Round Ø100		70





## Sospensioni Integrative per veicoli industriali Integrative Suspensions for industrial vehicles



Top Drive System Ref. : <b>583560A</b> <b>Eurocargo Tector</b> 100 E 17÷21 120 EL 22	Gonfiaggio <i>Inflating</i>	Posteriore Rear		
	A Autolivellante <i>Self-levelling</i>	Torpress 281 Ø8" 		
Data / Date		Dettagli veicolo / Vehicle's detail		
Da / Since :	2003			
Fino a / Until:	2003			
Tipo assale / Axle type		Larghezza balestra / Leaf spring width		
Quadro / Square BxH=100x100/120		80		
		Corredato di <i>Equipped with</i> <b>TOP DRIVE CONTROL</b>		

Top Drive System Ref. : <b>583565A</b> <b>583565E</b> <b>583565ET</b>	Gonfiaggio <i>Inflating</i>	Anteriore Front		
	A Autolivellante <i>Self-levelling</i>	E Elettrico <i>Electric</i>		
Data / Date		Dettagli veicolo / Vehicle's detail		
Da / Since :	09/2003			
Fino a / Until:	2003			
Tipo assale / Axle type		Larghezza balestra / Leaf spring width		
		70		
		Corredato di <i>Equipped with</i> <b>TOP DRIVE CONTROL</b>		

Top Drive System Ref. : <b>41556103</b> <b>41556104</b> <b>41556107</b>	Gonfiaggio <i>Inflating</i>	Anteriore Front		
	A Autolivellante <i>Self-levelling</i>	E Elettrico <i>Electric</i>		
Data / Date		Dettagli veicolo / Vehicle's detail		
Da / Since :	2003			
Fino a / Until:	2003			
Tipo assale / Axle type		Larghezza balestra / Leaf spring width		
		80		
		Corredato di <i>Equipped with</i> <b>TOP DRIVE CONTROL</b>		



## Sospensioni Integrative per veicoli industriali

### Integrative Suspensions for industrial vehicles



Top Drive System Ref. :

	Gonfiaggio <i>Inflating</i>	Anteriore Front
A	Autolivellante <i>Self-levelling</i>	
E	Elettrico <i>Electric</i>	
T	Elettrico con Telecomando <i>Remote controlled</i>	

41556193

41556194

41556197

**Eurocargo Tector (Euro 3)****Versione rinforzata / Reinforced version**120 E 17÷23 130 E 18÷24 150 E 18÷28 160 E 18÷28  
180 E 18÷30 190 E 18÷28

Data / Date		Dettagli veicolo / Vehicle's detail	
Da / Since :			
Fino a / Until:	2003		
Tipo assale / Axle type		Larghezza balestra / Leaf spring width	
<b>I</b>			80

Corredato di  
*Equipped with***TOP DRIVE  
CONTROL**

Top Drive System Ref. :

	Gonfiaggio <i>Inflating</i>	Posteriore Rear
A	Autolivellante <i>Self-levelling</i>	

583562A

**Eurocargo Tector  
(NO Serie K)**

120 E 18÷23 130 E 18÷24



Data / Date		Dettagli veicolo / Vehicle's detail	
Da / Since :			
Fino a / Until:	2003		
Tipo assale / Axle type		Larghezza balestra / Leaf spring width	
	Quadro / Square BxH=120x130		80

Corredato di  
*Equipped with***TOP DRIVE  
CONTROL**

Top Drive System Ref. :

	Gonfiaggio <i>Inflating</i>	Anteriore Front
A	Autolivellante <i>Self-levelling</i>	
E	Elettrico <i>Electric</i>	
T	Elettrico con Telecomando <i>Remote controlled</i>	


41518703

41518704

41518707

**Eurocargo Tector Restyling (Euro 3 ÷ 5)**

65 E 13÷18 75 E 13÷18 80 E 15÷21 100 E 18÷21



Data / Date		Dettagli veicolo / Vehicle's detail	
Da / Since :	09/2003		Cabina tipo "Stralis"
Fino a / Until:	09/2012		"Stralis" like cabin
Tipo assale / Axle type		Larghezza balestra / Leaf spring width	
<b>I</b>			70

Corredato di  
*Equipped with***TOP DRIVE  
CONTROL**





## Sospensioni Integrative per veicoli industriali Integrative Suspensions for industrial vehicles



Top Drive System Ref. : <b>41518793</b> <b>41518794</b> <b>41518797</b>		Gonfiaggio <i>Inflating</i>	Anteriore Front
	A	Autolivellante <i>Self-levelling</i>	
	E	Elettrico <i>Electric</i>	
	T	Elettrico con Telecomando <i>Remote controlled</i>	
Eurocargo Tector Restyling (Euro 3 ÷ 5) Versione rinforzata / Reinforced version 65 E 13÷18 75 E 13÷18 80 E 15÷21 100 E 18÷21			Torpress 20 Ø10"  550044 - 550034



Data / Date		Dettagli veicolo / Vehicle's detail	
Da / Since :	09/2003		Cabina tipo "Stralis" <i>"Stralis" like cabin</i>
Fino a / Until:	09/2012		
Tipo assale / Axle type		Larghezza balestra / Leaf spring width	
<b>I</b>			70




Top Drive System Ref. : <b>41518763</b> <b>41518764</b> <b>41518767</b>		Gonfiaggio <i>Inflating</i>	Anteriore Front
	A	Autolivellante <i>Self-levelling</i>	
	E	Elettrico <i>Electric</i>	
	T	Elettrico con Telecomando <i>Remote controlled</i>	
Eurocargo Tector Restyling (Euro 3 ÷ 5) Versione comfort / Comfort version 65 E 13÷18 75 E 13÷18 80 E 15÷21 100 E 18÷21			Torpress 291 B Ø10"  550056 -



Data / Date		Dettagli veicolo / Vehicle's detail	
Da / Since :	09/2003		Cabina tipo "Stralis" <i>"Stralis" like cabin</i>
Fino a / Until:	09/2012		
Tipo assale / Axle type		Larghezza balestra / Leaf spring width	
<b>I</b>			70



Top Drive System Ref. : <b>583556</b>		Gonfiaggio <i>Inflating</i>	Posteriore Rear
	A	Autolivellante <i>Self-levelling</i>	
Eurocargo Tector Restyling (Euro 3 ÷ 5) (NO Serie K) 75 E 13÷18			Torpress T275 Ø8"  550042 - 550022



Data / Date		Dettagli veicolo / Vehicle's detail	
Da / Since :	09/2003		Cabina tipo "Stralis" <i>"Stralis" like cabin</i>
Fino a / Until:	09/2012		
Tipo assale / Axle type		Larghezza balestra / Leaf spring width	
<b>O</b>	Tondo / Round Ø100		70





## Sospensioni Integrative per veicoli industriali

### Integrative Suspensions for industrial vehicles



Top Drive System Ref. :

Gonfiaggio  
Inflating

A

Autolivellante  
Self-levelling**583558A****Eurocargo Tector Restyling (Euro 3 ÷ 5)**

100 E 18÷21 110 E 18÷21

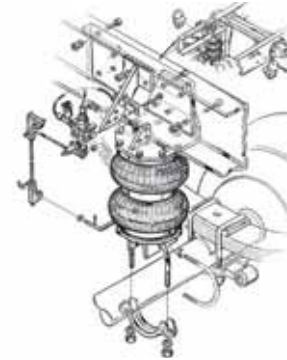
Posteriore  
Rear

Torpress 281



Ø8"

550043 - 550033



Data / Date		Dettagli veicolo / Vehicle's detail	
Da / Since :	09/2003		Cabina tipo "Stralis"
Fino a / Until:	09/2012		"Stralis" like cabin
Tipo assale / Axle type		Larghezza balestra / Leaf spring width	
	Tondo / Round Ø100		70

Corredato di  
Equipped with**TOP DRIVE  
CONTROL**

Top Drive System Ref. :

Gonfiaggio  
Inflating

A

Autolivellante  
Self-levelling**583560A****Eurocargo Tector Restyling (Euro 3 ÷ 5)**

100 E 18÷21 110 E 18÷21 120 EL 22

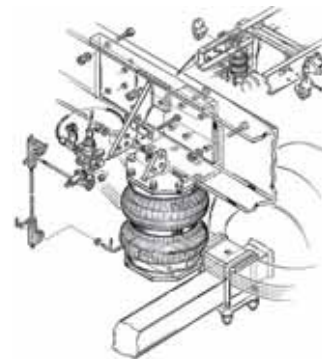
Posteriore  
Rear

Torpress 281



Ø8"

550043 - 550033



Data / Date		Dettagli veicolo / Vehicle's detail	
Da / Since :	09/2003		Cabina tipo "Stralis"
Fino a / Until:	09/2012		"Stralis" like cabin
Tipo assale / Axle type		Larghezza balestra / Leaf spring width	
	Quadro / Square BxH=100x100/110/120		70 - 80

Corredato di  
Equipped with**TOP DRIVE  
CONTROL**

Top Drive System Ref. :

Gonfiaggio  
Inflating

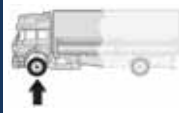
A

Autolivellante  
Self-levelling**583565A****583585E****583585ET**

T

Elettrico con Telecomando  
Remote controlled**Eurocargo Tector Restyling (Euro 3 ÷ 5)**

120 E 17÷21

Disponibile fino ad esaurimento scorte / Available until  
stock lastAnteriore  
Front

Torpress 281



Ø8"

550043 - 550033



Data / Date		Dettagli veicolo / Vehicle's detail	
Da / Since :	09/2003		Cabina tipo "Stralis"
Fino a / Until:			"Stralis" like cabin
Tipo assale / Axle type		Larghezza balestra / Leaf spring width	
			70

Corredato di  
Equipped with**TOP DRIVE  
CONTROL**





## Sospensioni Integrative per veicoli industriali Integrative Suspensions for industrial vehicles



Top Drive System Ref. :		Gonfiaggio <i>Inflating</i>	Anteriore Front
<b>41556103</b>	A	Autolivellante <i>Self-levelling</i>	
<b>41558104</b>	E	Elettrico <i>Electric</i>	
<b>41558107</b>	T	Elettrico con Telecomando <i>Remote controlled</i>	
<b>Eurocargo Tector Restyling (Euro 3 ÷ 5)</b>			Torpress 281
120 E 17÷23 130 E 18÷24 150 E 18÷28 160 E 18÷28 180 E 18÷30 190 E 18÷28 Per Serie K vedi : Ref. 41556193 - 41558194 - 41558197 / For K Series see : Ref. 41556193 - 41558194 - 41558197			 Ø8"
			550043 - 550033



Data / Date		Dettagli veicolo / Vehicle's detail	
Da / Since :	09/2003		Tubo di scarico laterale <i>Lateral exhaust pipe</i>
Fino a / Until:	09/2012		
Tipo assale / Axle type		Larghezza balestra / Leaf spring width	
<b>I</b>			80



Top Drive System Ref. :		Gonfiaggio <i>Inflating</i>	Anteriore Front
<b>41556193</b>	A	Autolivellante <i>Self-levelling</i>	
<b>41558194</b>	E	Elettrico <i>Electric</i>	
<b>41558197</b>	T	Elettrico con Telecomando <i>Remote controlled</i>	
<b>Eurocargo Tector Restyling (Euro 3 ÷ 5)</b> <b>Versione rinforzata / Reinforced version</b>			Torpress 20
120 E 17÷23 130 E 18÷24 150 E 18÷28 160 E 18÷28 180 E 18÷30 190 E 18÷28			 Ø10"
			550044 - 550034



Data / Date		Dettagli veicolo / Vehicle's detail	
Da / Since :	09/2003		Tubo di scarico laterale <i>Lateral exhaust pipe</i>
Fino a / Until:	09/2012		
Tipo assale / Axle type		Larghezza balestra / Leaf spring width	
<b>I</b>			80



Top Drive System Ref. :		Gonfiaggio <i>Inflating</i>	Anteriore Front
<b>41515903</b>	A	Autolivellante <i>Self-levelling</i>	
<b>41515904</b>	E	Elettrico <i>Electric</i>	
<b>41515907</b>	T	Elettrico con Telecomando <i>Remote controlled</i>	
<b>Eurocargo Tector Restyling (Euro 3 ÷ 5)</b>			Torpress 20
120 E 17÷23 130 E 18÷24 150 E 18÷28 160 E 18÷28 180 E 18÷30 190 E 18÷28			 Ø10"
			550044 - 550034



Data / Date		Dettagli veicolo / Vehicle's detail	
Da / Since :	09/2003		Tubo di scarico verticale <i>Vertical exhaust pipe</i>
Fino a / Until:	09/2012		
Tipo assale / Axle type		Larghezza balestra / Leaf spring width	
<b>I</b>			80





## Sospensioni Integrative per veicoli industriali

### Integrative Suspensions for industrial vehicles



Top Drive System Ref. :

	Gonfiaggio <i>Inflating</i>
A	Autolivellante <i>Self-levelling</i>
E	Elettrico <i>Electric</i>
T	Elettrico con Telecomando <i>Remote controlled</i>

41515993

41515994

41515997

**Eurocargo Tector Restyling (Euro 3 ÷ 5)****Versione rinforzata / Reinforced version**

120 E 17÷23 130 E 18÷24 150 E 18÷28 160 E 18÷28

180 E 18÷30 190 E 18÷28

Anteriore  
Front

Torpress T272/N

Ø11"



550011 - 550021



Data / Date		Dettagli veicolo / Vehicle's detail	
Da / Since :	09/2003	Tubo di scarico verticale <i>Vertical exhaust pipe</i>	
Fino a / Until:	09/2012		
Tipo assale / Axle type		Larghezza balestra / Leaf spring width	
		80	

Corredato di  
*Equipped with***TOP DRIVE  
CONTROL**

Top Drive System Ref. :

	Gonfiaggio <i>Inflating</i>
A	Autolivellante <i>Self-levelling</i>

583562A

**Eurocargo Tector Restyling (Euro 3 ÷ 5)**

120 E 17÷21 130 E 18÷24

Posteriore  
Rear

Torpress 20

Ø10"



550044 - 550034



Data / Date		Dettagli veicolo / Vehicle's detail	
Da / Since :	09/2003	Cabina tipo "Stralis" <i>"Stralis" like cabin</i>	
Fino a / Until:	09/2012		
Tipo assale / Axle type		Larghezza balestra / Leaf spring width	
		80	

Corredato di  
*Equipped with***TOP DRIVE  
CONTROL**

Top Drive System Ref. :

	Gonfiaggio <i>Inflating</i>
A	Autolivellante <i>Self-levelling</i>
E	Elettrico <i>Electric</i>

41556303

41556304

**Eurocargo Tector Restyling 4x4**

120 E 18÷25 150 E 18÷25

Anteriore  
Front

Torpress 20

Ø10"



550044 - 550034

**Nuovo / New**


Data / Date		Dettagli veicolo / Vehicle's detail	
Da / Since :	05/2012		
Fino a / Until:			
Tipo assale / Axle type		Larghezza balestra / Leaf spring width	
		80	




Corredato di  
*Equipped with***TOP DRIVE  
CONTROL**





## Sospensioni Integrative per veicoli industriali Integrative Suspensions for industrial vehicles



Top Drive System Ref. :  **41503903**  
**Eurocargo Tector Restyling 4x4**  
 120 E 18÷25 150 E 18÷25

	Gonfiaggio <i>Inflating</i>	Posteriore Rear
<b>A</b>	Autolivellante <i>Self-levelling</i>	
		Torpress 20 Ø10"
		
		550044 - 550034



Data / Date		Dettagli veicolo / Vehicle's detail	
Da / Since :	05/2012		
Fino a / Until:			
Tipo assale / Axle type		Larghezza balestra / Leaf spring width	
	Tondo / Round		80




**Nuovo / New**




Corredato di  
*Equipped with*  
 **TOP DRIVE CONTROL**



Top Drive System Ref. :  **41518703**  
**41518704**  
**41518707** 

	Gonfiaggio <i>Inflating</i>	Anteriore Front
<b>A</b>	Autolivellante <i>Self-levelling</i>	
<b>E</b>	Elettrico <i>Electric</i>	
<b>T</b>	Elettrico con Telecomando <i>Remote controlled</i>	
		Torpress 281 Ø8"
		
		550043 - 550033

**Eurocargo Tector (Euro 5 - EEV - Euro 6)**  
 60 E 14÷16 65 E 14÷16 75 E 14÷18 80 E 18÷22  
 80 EL 16÷18 90 E 18÷22 100 E 18÷22



Data / Date		Dettagli veicolo / Vehicle's detail	
Da / Since :	09/2012		
Fino a / Until:			
Tipo assale / Axle type		Larghezza balestra / Leaf spring width	
<b>I</b>			70




**Nuovo / New**




Corredato di  
*Equipped with*  
 **TOP DRIVE CONTROL**



Top Drive System Ref. :  **41518793**  
**41518794**  
**41518797** 

	Gonfiaggio <i>Inflating</i>	Anteriore Front
<b>A</b>	Autolivellante <i>Self-levelling</i>	
<b>E</b>	Elettrico <i>Electric</i>	
<b>T</b>	Elettrico con Telecomando <i>Remote controlled</i>	
		Torpress 20 Ø10"
		
		550044 - 550034

**Eurocargo Tector (Euro 5 - EEV - Euro 6)**  
**Versione rinforzata / Reinforced version**  
 60 E 14÷16 65 E 14÷16 75 E 14÷18 80 E 18÷22  
 80 EL 16÷18 90 E 18÷22 100 E 18÷22

Data / Date		Dettagli veicolo / Vehicle's detail	
Da / Since :	09/2012		
Fino a / Until:			
Tipo assale / Axle type		Larghezza balestra / Leaf spring width	
<b>I</b>			70

**Nuovo / New**



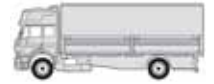
Corredato di  
*Equipped with*  
 **TOP DRIVE CONTROL**







Sospensioni Integrative per veicoli industriali  
*Integrative Suspensions for industrial vehicles*



Top Drive System Ref. :

	Gonfiaggio <i>Inflating</i>
A	Autolivellante <i>Self-levelling</i>
E	Elettrico <i>Electric</i>
T	Elettrico con Telecomando <i>Remote controlled</i>

41518763

41518764

41518767



**Eurocargo Tector (Euro 5 - EEV - Euro 6)**  
**Versione comfort / Comfort version**

60 E 14÷16 65 E 14÷16 75 E 14÷18 80 E 18÷22  
 80 EL 16÷18 90 E 18÷22 100 E 18÷22

Anteriore  
Front



Torpress 291 B

Ø10"



550056 -

**Nuovo / New**



Corredato di  
*Equipped with*



**TOP DRIVE  
CONTROL**

Data / Date		Dettagli veicolo / Vehicle's detail	
Da / Since :	09/2012		
Fino a / Until:			
Tipo assale / Axle type		Larghezza balestra / Leaf spring width	
I			70

Top Drive System Ref. :

	Gonfiaggio <i>Inflating</i>
A	Autolivellante <i>Self-levelling</i>

41555603

**Eurocargo Tector (Euro 5 - EEV - Euro 6)**  
**(NO Serie K)**

75 E 14÷18

Posteriore  
Rear



Torpress T275

Ø8"



550042 - 550022

**Nuovo / New**



Corredato di  
*Equipped with*



**TOP DRIVE  
CONTROL**

Data / Date		Dettagli veicolo / Vehicle's detail	
Da / Since :	09/2012		
Fino a / Until:			
Tipo assale / Axle type		Larghezza balestra / Leaf spring width	
O	Tondo / Round Ø100		70

Top Drive System Ref. :

	Gonfiaggio <i>Inflating</i>
A	Autolivellante <i>Self-levelling</i>

41555803

**Eurocargo Tector (Euro 5 - EEV - Euro 6)**

100 E 18÷22 110 EL 18÷22

Posteriore  
Rear



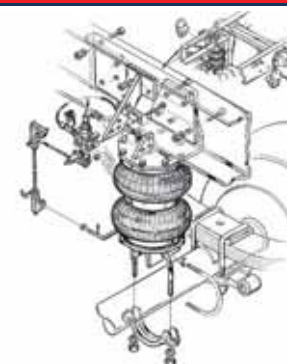
Torpress 281

Ø8"



550043 - 550033

**Nuovo / New**




Corredato di  
*Equipped with*



**TOP DRIVE  
CONTROL**

Data / Date		Dettagli veicolo / Vehicle's detail	
Da / Since :	09/2012		
Fino a / Until:			
Tipo assale / Axle type		Larghezza balestra / Leaf spring width	
O	Tondo / Round Ø100		70



## Sospensioni Integrative per veicoli industriali Integrative Suspensions for industrial vehicles



Top Drive System Ref. : <b>41556003</b> <b>Eurocator Tector (Euro 5 - EEV - Euro 6)</b> 100 E 18÷22 110 EL 18÷22 120 E 18÷28 120 EL 18÷22	Gonfiaggio <i>Inflating</i>	Posteriore Rear	<div style="background-color: red; color: white; text-align: center; padding: 5px;"><b>Nuovo / New</b></div>
	A Autolivellante <i>Self-levelling</i>		
		Torpress 281 Ø8"	
		550043 - 550033	
Data / Date		Dettagli veicolo / Vehicle's detail	
Da / Since :	09/2012		
Fino a / Until:			
Tipo assale / Axle type		Larghezza balestra / Leaf spring width	
	Quadro / Square BxH=100x100/110/120		70 - 80

Corredato di  
Equipped with

Top Drive System Ref. : <b>41556103</b> <b>41558104</b> <b>41558107</b>	Gonfiaggio <i>Inflating</i>	Anteriore Front	
	A Autolivellante <i>Self-levelling</i>		
	E Elettrico <i>Electric</i>		
	T Elettrico con Telecomando <i>Remote controlled</i>		
<b>Eurocator Tector (Euro 5 - EEV - Euro 6)</b> 120 E 17÷23 130 E 18÷24 150 E 18÷28 160 E 18÷28 180 E 18÷30 190 E 18÷28 Per Serie K vedi : Ref. 41556193 - 41558194 - 41558197 / For K Series see : Ref. 41556193 - 41558194 - 41558197		Torpress 281 Ø8"	
		550043 - 550033	
Data / Date		Dettagli veicolo / Vehicle's detail	
Da / Since :	09/2012	Tubo di scarico laterale <i>Lateral exhaust pipe</i>	
Fino a / Until:			
Tipo assale / Axle type		Larghezza balestra / Leaf spring width	
			80

Corredato di  
Equipped with

Top Drive System Ref. : <b>41556193</b> <b>41558194</b> <b>41558197</b>	Gonfiaggio <i>Inflating</i>	Anteriore Front	
	A Autolivellante <i>Self-levelling</i>		
	E Elettrico <i>Electric</i>		
	T Elettrico con Telecomando <i>Remote controlled</i>		
<b>Eurocator Tector (Euro 5 - EEV - Euro 6)</b> <b>Versione rinforzata / Reinforced version</b> 120 E 17÷23 130 E 18÷24 150 E 18÷28 160 E 18÷28 180 E 18÷30 190 E 18÷28		Torpress 20 Ø10"	
		550044 - 550034	
Data / Date		Dettagli veicolo / Vehicle's detail	
Da / Since :	09/2012	Tubo di scarico laterale <i>Lateral exhaust pipe</i>	
Fino a / Until:			
Tipo assale / Axle type		Larghezza balestra / Leaf spring width	
			80

Corredato di  
Equipped with



Sospensioni Integrative per veicoli industriali  
*Integrative Suspensions for industrial vehicles*



Top Drive System Ref. :

	Gonfiaggio <i>Inflating</i>	Anteriore Front
A	Autolivellante <i>Self-levelling</i>	
E	Elettrico <i>Electric</i>	
T	Elettrico con Telecomando <i>Remote controlled</i>	

41515903

41515904

41515907

**Eurocargo Tector (Euro 5 - EEV - Euro 6)**

120 E 18÷28 120 EL 18÷28 140 E 18÷28

150 E 22÷30 160 E 22÷30 180 E 25÷30



**Nuovo / New**



Data / Date		Dettagli veicolo / Vehicle's detail	
Da / Since :	09/2012	Tubo di scarico verticale <i>Vertical exhaust pipe</i>	
Fino a / Until:			
Tipo assale / Axle type		Larghezza balestra / Leaf spring width	
I		80	



Corredato di  
*Equipped with*



Top Drive System Ref. :

	Gonfiaggio <i>Inflating</i>	Anteriore Front
A	Autolivellante <i>Self-levelling</i>	
E	Elettrico <i>Electric</i>	
T	Elettrico con Telecomando <i>Remote controlled</i>	

41515993

41515994

41515997

**Eurocargo Tector (Euro 5 - EEV - Euro 6)**  
**Versione rinforzata / Reinforced version**

120 E 18÷28 120 EL 18÷28 140 E 18÷28

150 E 22÷30 160 E 22÷30 180 E 25÷30



**Nuovo / New**



Data / Date		Dettagli veicolo / Vehicle's detail	
Da / Since :	09/2012	Tubo di scarico verticale <i>Vertical exhaust pipe</i>	
Fino a / Until:			
Tipo assale / Axle type		Larghezza balestra / Leaf spring width	
I		80	



Corredato di  
*Equipped with*



Top Drive System Ref. :

	Gonfiaggio <i>Inflating</i>	Posteriore Rear
A	Autolivellante <i>Self-levelling</i>	

41556203

**Eurocargo Tector (Euro 5 - EEV - Euro 6)**

120 E 18÷28 120 EL 18÷22 130 E 18÷28



**Nuovo / New**



Data / Date		Dettagli veicolo / Vehicle's detail	
Da / Since :	09/2012	Tubo di scarico verticale <i>Vertical exhaust pipe</i>	
Fino a / Until:			
Tipo assale / Axle type		Larghezza balestra / Leaf spring width	
I		80	



Corredato di  
*Equipped with*







## Sospensioni Integrative per veicoli industriali Integrative Suspensions for industrial vehicles



Top Drive System Ref. : **583034E**  
**583594A**  
**583594ET**

<b>E</b>	Gonfiaggio <i>Inflating</i>	Anteriore Front
<b>A</b>	Elettrico <i>Electric</i>	
<b>T</b>	Autolivellante <i>Self-levelling</i>	Torpress 20
	Elettrico con Telecomando <i>Remote controlled</i>	Ø10"
		550044 - 550034

**Eurotech**  
400 E 30÷32 440 E 31÷42



Data / Date		Dettagli veicolo / Vehicle's detail	
Da / Since :			
Fino a / Until:	2002		
Tipo assale / Axle type		Larghezza balestra / Leaf spring width	
<b>I</b>			90

Corredato di  
*Equipped with*

Top Drive System Ref. : **583034E**  
**583594A**  
**583594ET**

<b>E</b>	Gonfiaggio <i>Inflating</i>	Anteriore Front
<b>A</b>	Elettrico <i>Electric</i>	
<b>T</b>	Autolivellante <i>Self-levelling</i>	Torpress 20
	Elettrico con Telecomando <i>Remote controlled</i>	Ø10"
		550044 - 550034

**Eurotech - Motore / Engine : Cursor 8-10**  
190 E 24÷35 260 E 24÷42 400 E 30÷32 440 E 31÷42



Data / Date		Dettagli veicolo / Vehicle's detail	
Da / Since :			
Fino a / Until:	2002		
Tipo assale / Axle type		Larghezza balestra / Leaf spring width	
<b>I</b>			90

Corredato di  
*Equipped with*

Top Drive System Ref. : **583034E**  
**583594A**  
**583594ET**

<b>E</b>	Gonfiaggio <i>Inflating</i>	Anteriore Front
<b>A</b>	Elettrico <i>Electric</i>	
<b>T</b>	Autolivellante <i>Self-levelling</i>	Torpress 20
	Elettrico con Telecomando <i>Remote controlled</i>	Ø10"
		550044 - 550034

**Eurostar**  
240 E 38÷42 260 E 38 400 E 30÷42 440 E 38÷42



Data / Date		Dettagli veicolo / Vehicle's detail	
Da / Since :			
Fino a / Until:	2002		
Tipo assale / Axle type		Larghezza balestra / Leaf spring width	
<b>I</b>			90

Corredato di  
*Equipped with*



Sospensioni Integrative per veicoli industriali  
*Integrative Suspensions for industrial vehicles*



Top Drive System Ref. :

	Gonfiaggio <i>Inflating</i>	Anteriore Front
E	Elettrico <i>Electric</i>	
A	Autolivellante <i>Self-levelling</i>	
T	Elettrico con Telecomando <i>Remote controlled</i>	


583034E

583594A


583594ET

**Eurostar - Motore / Engine : Cursor 8-10**

190 E 38÷43 440 E 39



Data / Date		Dettagli veicolo / Vehicle's detail	
Da / Since :			
Fino a / Until:	2002		
Tipo assale / Axle type		Larghezza balestra / Leaf spring width	
<b>I</b>			90



Top Drive System Ref. :

	Gonfiaggio <i>Inflating</i>	Anteriore Front
E	Elettrico <i>Electric</i>	
A	Autolivellante <i>Self-levelling</i>	
T	Elettrico con Telecomando <i>Remote controlled</i>	


583035E

583595A


583595ET

**Eurostar**

240 E 47÷52 260 E 47÷52 400 E 47÷52 440 E 47÷52



Data / Date		Dettagli veicolo / Vehicle's detail	
Da / Since :			
Fino a / Until:	2002		
Tipo assale / Axle type		Larghezza balestra / Leaf spring width	
<b>I</b>			90



Top Drive System Ref. :

	Gonfiaggio <i>Inflating</i>	Anteriore Front
E	Elettrico <i>Electric</i>	
A	Autolivellante <i>Self-levelling</i>	
T	Elettrico con Telecomando <i>Remote controlled</i>	


583035E

583595A


583595ET

**Eurostar - Motore / Engine : Cursor 13**

260 E 48 440 E 46÷48



Data / Date		Dettagli veicolo / Vehicle's detail	
Da / Since :			
Fino a / Until:	2002		
Tipo assale / Axle type		Larghezza balestra / Leaf spring width	
<b>I</b>			90





## Sospensioni Integrative per veicoli industriali Integrative Suspensions for industrial vehicles



Top Drive System Ref. :		Gonfiaggio <i>Inflating</i>	Anteriore Front
<b>583594A</b>	<b>A</b>	Autolivellante <i>Self-levelling</i>	
<b>583594E</b>	<b>E</b>	Elettrico <i>Electric</i>	
<b>583594ET</b>	<b>T</b>	Elettrico con Telecomando <i>Remote controlled</i>	
<b>Stralis - Motore / Engine : Cursor 8-10</b> <b>(Euro 3 - Euro 4 - Euro 5)</b>			Torpress 20
190 S 27÷43 AD 190 S 40÷43 AS 260 S 27÷43 AT 440 S 40÷43 AS/AD			Ø10" 
			550044 - 550034
Data / Date		Dettagli veicolo / Vehicle's detail	
Da / Since :	02/2002		
Fino a / Until:	12/2006		
Tipo assale / Axle type		Larghezza balestra / Leaf spring width	
<b>I</b>			90

Corredato di  
*Equipped with*

**TOP DRIVE  
CONTROL**

Top Drive System Ref. :		Gonfiaggio <i>Inflating</i>	Anteriore Front
<b>583595A</b>	<b>A</b>	Autolivellante <i>Self-levelling</i>	
<b>583595E</b>	<b>E</b>	Elettrico <i>Electric</i>	
<b>583595ET</b>	<b>T</b>	Elettrico con Telecomando <i>Remote controlled</i>	
<b>Stralis - Motore / Engine : Cursor 13</b> <b>(Euro 3 - Euro 4 - Euro 5)</b>			Torpress 20
190 S 48 AS 260 S 44÷54 440 S 48÷53 AS			Ø10" 
			550044 - 550034
Data / Date		Dettagli veicolo / Vehicle's detail	
Da / Since :	02/2002		
Fino a / Until:	12/2006		
Tipo assale / Axle type		Larghezza balestra / Leaf spring width	
<b>I</b>			90

Corredato di  
*Equipped with*

**TOP DRIVE  
CONTROL**

Top Drive System Ref. :		Gonfiaggio <i>Inflating</i>	Anteriore Front
<b>583594A</b>	<b>A</b>	Autolivellante <i>Self-levelling</i>	
<b>583594E</b>	<b>E</b>	Elettrico <i>Electric</i>	
<b>583594ET</b>	<b>T</b>	Elettrico con Telecomando <i>Remote controlled</i>	
<b>Stralis - Motore / Engine : Cursor 8-10</b> <b>(Euro 3 - Euro 4 - Euro 5)</b>			Torpress 20
190 S 27÷43 AD 190 S 40÷43 AS 260 S 27÷43 AT 440 S 40÷43 AS/AD			Ø10" 
			550044 - 550034
Data / Date		Dettagli veicolo / Vehicle's detail	
Da / Since :	01/2007		
Fino a / Until:	05/2013		
Tipo assale / Axle type		Larghezza balestra / Leaf spring width	
<b>I</b>			90

Corredato di  
*Equipped with*

**TOP DRIVE  
CONTROL**





## Sospensioni Integrative per veicoli industriali

### Integrative Suspensions for industrial vehicles



Top Drive System Ref. :

	Gonfiaggio <i>Inflating</i>	Anteriore Front
A	Autolivellante <i>Self-levelling</i>	
E	Elettrico <i>Electric</i>	
T	Elettrico con Telecomando <i>Remote controlled</i>	
Torpress T272/N Ø11"		
550011 - 550021		

583994A


583994E

583994ET

**Stralis - Motore / Engine : Cursor 8-10**  
**(Euro 3 - Euro 4 - Euro 5)**

**Versione rinforzata / Reinforced version**

190 S 27÷43 AD 190 S 40÷43 AS 260 S 27÷43 AT  
440 S 40÷43 AS/AD



Data / Date		Dettagli veicolo / Vehicle's detail	
Da / Since :	01/2007		90
Fino a / Until:	05/2013		
Tipo assale / Axle type		Larghezza balestra / Leaf spring width	
<b>I</b>			



Corredato di  
*Equipped with*



Top Drive System Ref. :

	Gonfiaggio <i>Inflating</i>	Anteriore Front
A	Autolivellante <i>Self-levelling</i>	
E	Elettrico <i>Electric</i>	
T	Elettrico con Telecomando <i>Remote controlled</i>	
Torpress 20 Ø10"		
550044 - 550034		


583595A

583595E

583595ET

**Stralis - Motore / Engine : Cursor 13**  
**(Euro 3 - Euro 4 - Euro 5)**

260 E 48 440 E 46÷48



Data / Date		Dettagli veicolo / Vehicle's detail	
Da / Since :	01/2007		90
Fino a / Until:	05/2013		
Tipo assale / Axle type		Larghezza balestra / Leaf spring width	
<b>I</b>			



Corredato di  
*Equipped with*



Top Drive System Ref. :

	Gonfiaggio <i>Inflating</i>	Anteriore Front
A	Autolivellante <i>Self-levelling</i>	
E	Elettrico <i>Electric</i>	
T	Elettrico con Telecomando <i>Remote controlled</i>	
Torpress T272/N Ø11"		
550011 - 550021		

583995A


583995E

583995ET

**Stralis - Motore / Engine : Cursor 13**  
**(Euro 3 - Euro 4 - Euro 5)**

**Versione rinforzata / Reinforced version**

260 E 48 440 E 46÷48




Data / Date		Dettagli veicolo / Vehicle's detail	
Da / Since :	01/2007		90
Fino a / Until:	05/2013		
Tipo assale / Axle type		Larghezza balestra / Leaf spring width	
<b>I</b>			




Corredato di  
*Equipped with*







## Sospensioni Integrative per veicoli industriali Integrative Suspensions for industrial vehicles




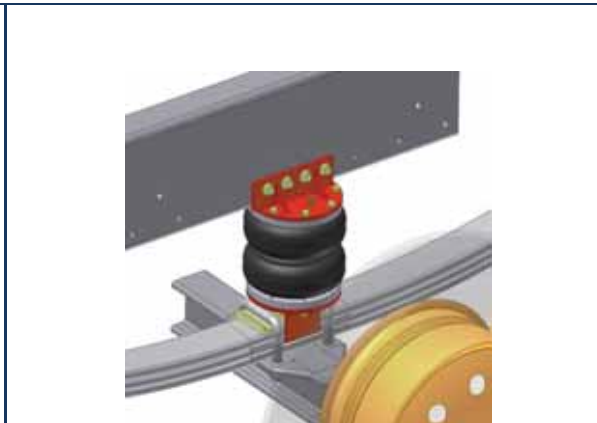
Top Drive System Ref. :  **41559600**


	Gonfiaggio <i>Inflating</i>	Anteriore Front
C	Collegato <i>Connected</i>	


**Stralis 4 assi / 4 axles  
(Euro 3 - Euro 4 - Euro 5)**

2° asse anteriore - Gonfiaggio collegato a sospensione  
1° asse / 2° front axle - Inflating linked to 1° axle suspension


Torpress 20	Ø10"
	
550044 - 550034	



Data / Date		Dettagli veicolo / Vehicle's detail	
Da / Since :	01/2007		
Fino a / Until:	05/2013		
Tipo assale / Axle type		Larghezza balestra / Leaf spring width	
<b>I</b>			90

 Corredato di  
*Equipped with*


 **TOP DRIVE CONTROL**

Top Drive System Ref. :  **41559690**


	Gonfiaggio <i>Inflating</i>	Anteriore Front
C	Collegato <i>Connected</i>	

**Stralis 4 assi / 4 axles (Euro 3 - 4 - 5)  
Versione rinforzata / Reinforced version**

2° asse anteriore - Gonfiaggio collegato a sospensione  
1° asse / 2° front axle - Inflating linked to 1° axle suspension

Torpress T272/N	Ø11"
	
550011 - 550021	



Data / Date		Dettagli veicolo / Vehicle's detail	
Da / Since :	01/2007		
Fino a / Until:	05/2013		
Tipo assale / Axle type		Larghezza balestra / Leaf spring width	
<b>I</b>			90

 Corredato di  
*Equipped with*

 **TOP DRIVE CONTROL**

Top Drive System Ref. :  **41500103**  
**41500104**  
**41500107** 


	Gonfiaggio <i>Inflating</i>	Anteriore Front
A	Autolivellante <i>Self-levelling</i>	
E	Elettrico <i>Electric</i>	
T	Elettrico con Telecomando <i>Remote controlled</i>	

**Stralis - Motore / Engine : Cursor 9  
(EEV - Euro 6)**

AD/AT 190 S 31÷36 AD/AT 260 S 31÷36 AD 440 S 36

Torpress 20	Ø10"
	
550044 - 550034	

**Nuovo / New**

Data / Date		Dettagli veicolo / Vehicle's detail	
Da / Since :	06/2012		
Fino a / Until:			
Tipo assale / Axle type		Larghezza balestra / Leaf spring width	
<b>I</b>			90

 Corredato di  
*Equipped with*

 **TOP DRIVE CONTROL**



Sospensioni Integrative per veicoli industriali  
*Integrative Suspensions for industrial vehicles*



Top Drive System Ref. :

	Gonfiaggio <i>Inflating</i>
A	Autolivellante <i>Self-levelling</i>
E	Elettrico <i>Electric</i>
T	Elettrico con Telecomando <i>Remote controlled</i>

41500193

41500194

41500197



**Stralis - Motore / Engine : Cursor 9**  
**(EEV - Euro 6)**

**Versione rinforzata / Reinforced version**

AD/AT 190 S 31÷36 AD/AT 260 S 31÷36 AD 440 S 36

Anteriore  
Front



Torpress T272/N

Ø11"



550011 - 550021

**Nuovo / New**



Data / Date		Dettagli veicolo / Vehicle's detail	
Da / Since :	06/2013		
Fino a / Until:			
Tipo assale / Axle type		Larghezza balestra / Leaf spring width	
I			90



Corredato di  
*Equipped with*



**TOP DRIVE  
CONTROL**

Top Drive System Ref. :

	Gonfiaggio <i>Inflating</i>
A	Autolivellante <i>Self-levelling</i>
E	Elettrico <i>Electric</i>
T	Elettrico con Telecomando <i>Remote controlled</i>

41500203

41500204

41500207

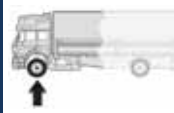


**Stralis - Motore / Engine : Cursor 11-13**  
**(EEV - Euro 6)**

AD/AT 260 S 42÷48 AS 260 S 42÷56

AD/AS 320 S 42÷50 AD 440 S 42÷48 AS 440 S 42÷56

Anteriore  
Front



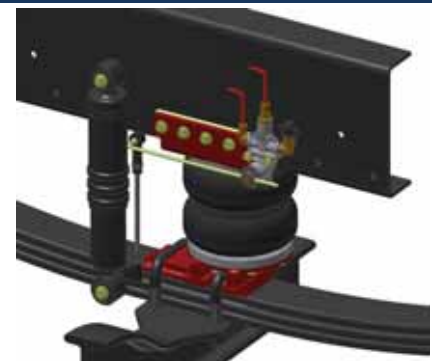
Torpress 20

Ø10"



550044 - 550034

**Nuovo / New**



Data / Date		Dettagli veicolo / Vehicle's detail	
Da / Since :	06/2012		
Fino a / Until:			
Tipo assale / Axle type		Larghezza balestra / Leaf spring width	
I			90



Corredato di  
*Equipped with*



**TOP DRIVE  
CONTROL**

Top Drive System Ref. :

	Gonfiaggio <i>Inflating</i>
A	Autolivellante <i>Self-levelling</i>
E	Elettrico <i>Electric</i>
T	Elettrico con Telecomando <i>Remote controlled</i>

41500293

41500294

41500297



**Stralis - Motore / Engine : Cursor 11-13**  
**(EEV - Euro 6)**

**Versione rinforzata / Reinforced version**

AD/AT 260 S 42÷48 AS 260 S 42÷56

AD/AS 320 S 42÷50 AD 440 S 42÷48 AS 440 S 42÷56

Anteriore  
Front



Torpress T272/N

Ø11"



550011 - 550021

**Nuovo / New**



Data / Date		Dettagli veicolo / Vehicle's detail	
Da / Since :	06/2012		
Fino a / Until:			
Tipo assale / Axle type		Larghezza balestra / Leaf spring width	
I			90



Corredato di  
*Equipped with*



**TOP DRIVE  
CONTROL**





## Sospensioni Integrative per veicoli industriali Integrative Suspensions for industrial vehicles



Top Drive System Ref. :



Gonfiaggio  
Inflating

Anteriore  
Front

**583034E**



Elettrico  
Electric

**Eurotrakker**

180 E 25 720 E 42




Torpress 20

Ø10"



550044 - 550034



Data / Date		Dettagli veicolo / Vehicle's detail	
Da / Since :			
Fino a / Until:	2005		
Tipo assale / Axle type		Larghezza balestra / Leaf spring width	
<b>I</b>			90



Top Drive System Ref. :



Gonfiaggio  
Inflating

Anteriore  
Front

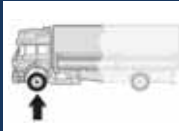
**583035E**



Elettrico  
Electric

**Eurotrakker**

260 E 47 380 E 47




Torpress 20

Ø10"



550044 - 550034



Data / Date		Dettagli veicolo / Vehicle's detail	
Da / Since :			
Fino a / Until:	2005		
Tipo assale / Axle type		Larghezza balestra / Leaf spring width	
<b>I</b>			90



Top Drive System Ref. :



Gonfiaggio  
Inflating

Anteriore  
Front

**583034E**



Elettrico  
Electric

**Eurotrakker - Motore / Engine : Cursor 8-10**

180 E 24÷27 720 E 38



Torpress 20


Ø10"



550044 - 550034



Data / Date		Dettagli veicolo / Vehicle's detail	
Da / Since :			
Fino a / Until:	2005		
Tipo assale / Axle type		Larghezza balestra / Leaf spring width	
<b>I</b>			90





Sospensioni Integrative per veicoli industriali  
*Integrative Suspensions for industrial vehicles*



Top Drive System Ref. :



Gonfiaggio  
*Inflating*

Anteriore  
 Front

**583035E**

**E**

Elettrico  
*Electric*

**Eurotrakker - Motore / Engine : Cursor 13**

190 E 42÷44 720 E 44÷48

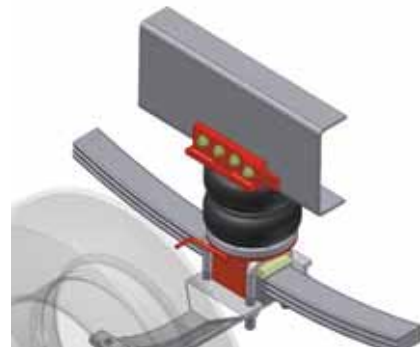


Torpress 20

Ø10"



550044 - 550034



Data / Date		Dettagli veicolo / Vehicle's detail	
Da / Since :			
Fino a / Until:	2005		
Tipo assale / Axle type		Larghezza balestra / Leaf spring width	
<b>I</b>			90



Top Drive System Ref. :



Gonfiaggio  
*Inflating*

Anteriore  
 Front

**583594A**

**A**

Autolivellante  
*Self-levelling*

**583594ET**



**T**

Elettrico con Telecomando  
*Remote controlled*

**583994E**

**E**

Elettrico  
*Electric*

**Trakker - Stralis**

**Motore / Engine : Cursor 8  
 (Euro 3 - Euro 4 - Euro 5)**

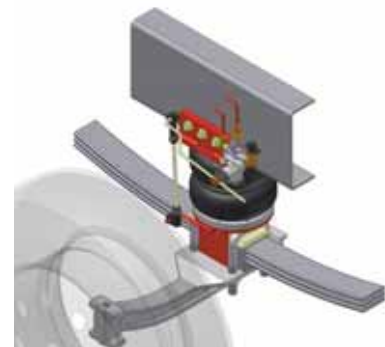


Torpress 20

Ø10"



550044 - 550034



Data / Date		Dettagli veicolo / Vehicle's detail	
Da / Since :	01/2006		Cabina tipo "Stralis"
Fino a / Until:			"Stralis" like cabin
Tipo assale / Axle type		Larghezza balestra / Leaf spring width	
<b>I</b>			90



Top Drive System Ref. :



Gonfiaggio  
*Inflating*

Anteriore  
 Front

**583994A**

**A**

Autolivellante  
*Self-levelling*

**583994E**

**E**

Elettrico  
*Electric*

**583994ET**



**T**

Elettrico con Telecomando  
*Remote controlled*

**Trakker - Stralis**

**Motore / Engine : Cursor 8 (Euro 3 - Euro 4 -  
 Euro 5)**

**Versione rinforzata / Reinforced version**



Torpress T272/N

Ø11"

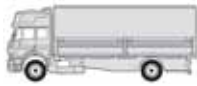


550011 - 550021





Data / Date		Dettagli veicolo / Vehicle's detail	
Da / Since :	01/2006		Cabina tipo "Stralis"
Fino a / Until:			"Stralis" like cabin
Tipo assale / Axle type		Larghezza balestra / Leaf spring width	
<b>I</b>			90






## Sospensioni Integrative per veicoli industriali Integrative Suspensions for industrial vehicles



Top Drive System Ref. :  **583595A**  
**583595E**  
**583595ET** 

<b>A</b>	Gonfiaggio <i>Inflating</i>	Autolivellante <i>Self-levelling</i>
<b>E</b>	Elettrico <i>Electric</i>	
<b>T</b>	Elettrico con Telecomando <i>Remote controlled</i>	

**Trakker - Stralis**  
**Motore / Engine : Cursor 13**  
**(Euro 3 - Euro 4 - Euro 5)**

Data / Date		Dettagli veicolo / Vehicle's detail	
Da / Since :	01/2007	Cabina tipo "Stralis" "Stralis" like cabin	
Fino a / Until:			
Tipo assale / Axle type		Larghezza balestra / Leaf spring width	
<b>I</b>		90	



Anteriore Front



Torpress 20  
Ø10"





550044 - 550034

Corredato di  
Equipped with




**TOP DRIVE CONTROL**

Top Drive System Ref. :  **583995A**  
**583995E**  
**583995ET** 

<b>A</b>	Gonfiaggio <i>Inflating</i>	Autolivellante <i>Self-levelling</i>
<b>E</b>	Elettrico <i>Electric</i>	
<b>T</b>	Elettrico con Telecomando <i>Remote controlled</i>	

**Trakker - Stralis**  
**Motore / Engine : Cursor 13**  
**(Euro 3 - Euro 4 - Euro 5)**  
**Versione rinforzata / Reinforced version**

Data / Date		Dettagli veicolo / Vehicle's detail	
Da / Since :	01/2006	Cabina tipo "Stralis" "Stralis" like cabin	
Fino a / Until:			
Tipo assale / Axle type		Larghezza balestra / Leaf spring width	
<b>I</b>		90	



Anteriore Front




Torpress T272/N  
Ø11"




550011 - 550021

Corredato di  
Equipped with




**TOP DRIVE CONTROL**

Top Drive System Ref. :  **41559600**

<b>C</b>	Gonfiaggio <i>Inflating</i>	Collegato <i>Connected</i>
----------	--------------------------------	-------------------------------

**Trakker 4 assi / 4 axles (Euro 3 - 4 - 5)**  
 2° asse anteriore - Gonfiaggio collegato a sospensione  
 1° asse / 2° front axle - Inflating linked to 1° axle suspension

Data / Date		Dettagli veicolo / Vehicle's detail	
Da / Since :			
Fino a / Until:			
Tipo assale / Axle type		Larghezza balestra / Leaf spring width	
<b>I</b>		90	

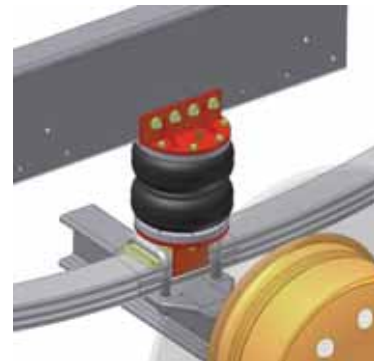

Anteriore Front




Torpress 20  
Ø10"



550044 - 550034

Corredato di  
Equipped with



**TOP DRIVE CONTROL**

www.pneumauto.by





Sospensioni Integrative per veicoli industriali  
*Integrative Suspensions for industrial vehicles*



Top Drive System Ref. :



Gonfiaggio  
*Inflating*

Collegato  
*Connected*

**41559690**

**Trakker 4 assi / 4 axles (Euro 3 - 4 - 5)**

**Versione rinforzata / Reinforced version**

2° asse anteriore - Gonfiaggio collegato a sospensione  
 1° asse / 2° front axle - Inflating linked to 1° axle  
 suspension

Anteriore  
 Front



Torpress T272/N

Ø11"



550011 - 550021



Data / Date		Dettagli veicolo / Vehicle's detail	
Da / Since :			
Fino a / Until:			
Tipo assale / Axle type		Larghezza balestra / Leaf spring width	
<b>I</b>			90



Corredato di  
*Equipped with*



**TOP DRIVE  
 CONTROL**

**TOP DRIVE  
 SYSTEM**

**WWW.TOPDRIVESYSTEM.COM**

www.pneumauto.by