





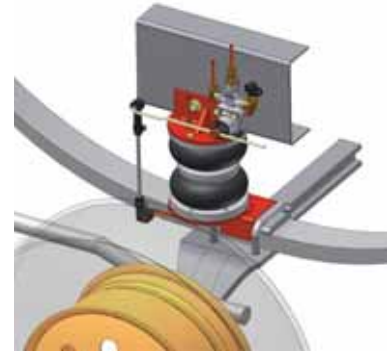




Sospensioni Integrative per veicoli industriali Integrative Suspensions for industrial vehicles









| | | | |
|---|---|---|---|
| Top Drive System Ref. : 583586A 583586E 583586ET  LF 45 180 ÷ 220 CV Motore / Engine : CUMS |  | Gonfiaggio <i>Inflating</i> | Anteriore Front |
| | A | Autolivellante <i>Self-levelling</i> |  |
| | E | Elettrico <i>Electric</i> | |
| | T | Elettrico con Telecomando <i>Remote controlled</i> | |
| | | Torpress 281 | |
| | |  | |
| | | Ø8" | |
| | | 550043 - 550033 | |
| Data / Date | | Dettagli veicolo / Vehicle's detail | |
| Da / Since : | 2002 |  | Interasse cavallotti : 76 mm "U" bolt distance : 76 mm |
| Fino a / Until: | 2013 | | |
| Tipo assale / Axle type | | Larghezza balestra / Leaf spring width | |
| I | |  | 75 |

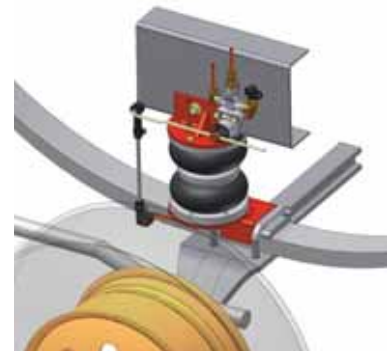


Corredato di
Equipped with



**TOP DRIVE
CONTROL**



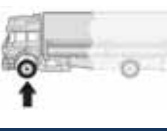



| | | | |
|---|---|---|--|
| Top Drive System Ref. : 583076A 583076E 583076ET  LF 45 180 ÷ 220 CV Motore / Engine : CUMS |  | Gonfiaggio <i>Inflating</i> | Anteriore Front |
| | A | Autolivellante <i>Self-levelling</i> |  |
| | E | Elettrico <i>Electric</i> | |
| | T | Elettrico con Telecomando <i>Remote controlled</i> | |
| | | Torpress 281 | |
| | |  | |
| | | Ø8" | |
| | | 550043 - 550033 | |
| Data / Date | | Dettagli veicolo / Vehicle's detail | |
| Da / Since : | 2002 |  | Interasse cavallotti : 96 mm "U" bolt distance : 96 mm |
| Fino a / Until: | 2013 | | |
| Tipo assale / Axle type | | Larghezza balestra / Leaf spring width | |
| I | |  | 75 |

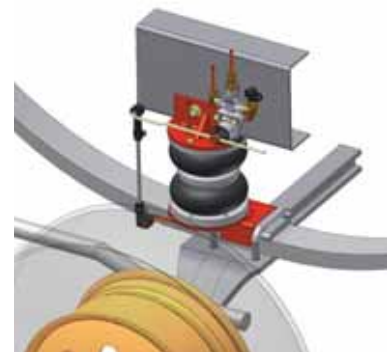


Corredato di
Equipped with



**TOP DRIVE
CONTROL**


| | | | |
|---|---|---|---|
| Top Drive System Ref. : 583576A 583576E 583576ET  LF 45 180 ÷ 220 CV |  | Gonfiaggio <i>Inflating</i> | Anteriore Front |
| | A | Autolivellante <i>Self-levelling</i> |  |
| | E | Elettrico <i>Electric</i> | |
| | T | Elettrico con Telecomando <i>Remote controlled</i> | |
| | | Torpress 281 | |
| | |  | |
| | | Ø8" | |
| | | 550043 - 550033 | |
| Data / Date | | Dettagli veicolo / Vehicle's detail | |
| Da / Since : | 01/2004 |  | Interasse cavallotti : 76 mm "U" bolt distance : 76 mm |
| Fino a / Until: | 2013 | | |
| Tipo assale / Axle type | | Larghezza balestra / Leaf spring width | |
| I | |  | 80 |



Corredato di
Equipped with



**TOP DRIVE
CONTROL**



Sospensioni Integrative per veicoli industriali Integrative Suspensions for industrial vehicles



| | | | | | |
|---|---|--|--|--|------------------------|
| Top Drive System Ref. : 40500403 40500404 40500407 LF 45 (Euro 6) 150 ÷ 210 PX-5 | | Gonfiaggio <i>Inflating</i> | Anteriore Front | | Nuovo / New |
| | A | Autolivellante <i>Self-levelling</i> | | | |
| | E | Elettrico <i>Electric</i> | | | |
| | T | Elettrico con Telecomando <i>Remote controlled</i> | | | |
| | | Torpress 281 Ø8" | | | |
| | | | Corredato di <i>Equipped with</i> | | |
| | | 550043 - 550033 | | | |
| Data / Date | | Dettagli veicolo / Vehicle's detail | | | |
| Da / Since : | | Interasse cavallotti : 76 mm <i>"U" bolt distance : 76 mm</i> | | | |
| Fino a / Until: | | | | | |
| Tipo assale / Axle type | | Larghezza balestra / Leaf spring width | | | |
| I | | 75 | | | |

| | | | | | |
|---|---|---|--|--|------------------------|
| Top Drive System Ref. : 40517803 40517804 40517807 LF 45 (Euro 6) 220 ÷ 250 PX-7 | | Gonfiaggio <i>Inflating</i> | Anteriore Front | | Nuovo / New |
| | A | Autolivellante <i>Self-levelling</i> | | | |
| | E | Elettrico <i>Electric</i> | | | |
| | T | Elettrico con Telecomando <i>Remote controlled</i> | | | |
| | | Torpress 281 Ø8" | | | |
| | | | Corredato di <i>Equipped with</i> | | |
| | | 550043 - 550033 | | | |
| Data / Date | | Dettagli veicolo / Vehicle's detail | | | |
| Da / Since : | | | | | |
| Fino a / Until: | | | | | |
| Tipo assale / Axle type | | Larghezza balestra / Leaf spring width | | | |
| I | | 75 | | | |

| | | | | | |
|--|---|---|--|--|------------------------|
| Top Drive System Ref. : 40517893 40517894 40517897 LF 45 (Euro 6) Versione rinforzata / Reinforced version 220 ÷ 250 PX-7 | | Gonfiaggio <i>Inflating</i> | Anteriore Front | | Nuovo / New |
| | A | Autolivellante <i>Self-levelling</i> | | | |
| | E | Elettrico <i>Electric</i> | | | |
| | T | Elettrico con Telecomando <i>Remote controlled</i> | | | |
| | | Torpress 20 Ø10" | | | |
| | | | Corredato di <i>Equipped with</i> | | |
| | | 550044 - 550034 | | | |
| Data / Date | | Dettagli veicolo / Vehicle's detail | | | |
| Da / Since : | | | | | |
| Fino a / Until: | | | | | |
| Tipo assale / Axle type | | Larghezza balestra / Leaf spring width | | | |
| I | | 75 | | | |



Sospensioni Integrative per veicoli industriali

Integrative Suspensions for industrial vehicles



Top Drive System Ref. :

583077A

583077E

583077ET



| | |
|---|---|
| | Gonfiaggio <i>Inflating</i> |
| A | Autolivellante <i>Self-levelling</i> |
| E | Elettrico <i>Electric</i> |
| T | Elettrico con Telecomando <i>Remote controlled</i> |

Anteriore
Front




Torpress 281

Ø8"



550043 - 550033

180 ÷ 280 CV



| Data / Date | | Dettagli veicolo / Vehicle's detail | |
|-------------------------|--|--|---|
| Da / Since : | | | Interasse cavallotti : 100 mm "U" bolt distance : 100 mm |
| Fino a / Until: | | | |
| Tipo assale / Axle type | | Larghezza balestra / Leaf spring width | |
| I | | | 75 - 80 |



Corredato di
Equipped with



**TOP DRIVE
CONTROL**

Top Drive System Ref. :

40517703

40517704

40517707



| | |
|---|---|
| | Gonfiaggio <i>Inflating</i> |
| A | Autolivellante <i>Self-levelling</i> |
| E | Elettrico <i>Electric</i> |
| T | Elettrico con Telecomando <i>Remote controlled</i> |

Anteriore
Front



Torpress 281


Ø8"



550043 - 550033

180 ÷ 280 CV

Nuovo / New



| Data / Date | | Dettagli veicolo / Vehicle's detail | |
|-------------------------|--|--|---|
| Da / Since : | | | Interasse cavallotti : 80 mm "U" bolt distance : 80 mm |
| Fino a / Until: | | | |
| Tipo assale / Axle type | | Larghezza balestra / Leaf spring width | |
| I | | | 80 |



Corredato di
Equipped with



**TOP DRIVE
CONTROL**

Top Drive System Ref. :

583577E

583577ET



| | |
|---|---|
| | Gonfiaggio <i>Inflating</i> |
| E | Elettrico <i>Electric</i> |
| T | Elettrico con Telecomando <i>Remote controlled</i> |

Anteriore
Front



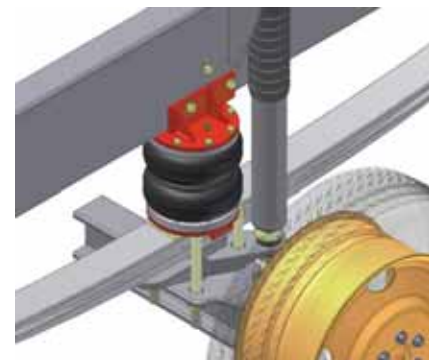
Torpress 20

Ø10"



550044 - 550034

LF 55.250




| Data / Date | | Dettagli veicolo / Vehicle's detail | |
|-------------------------|--|--|----|
| Da / Since : | | | |
| Fino a / Until: | | | |
| Tipo assale / Axle type | | Larghezza balestra / Leaf spring width | |
| I | | | 90 |



Corredato di
Equipped with



**TOP DRIVE
CONTROL**



Sospensioni Integrative per veicoli industriali Integrative Suspensions for industrial vehicles



| | | | | |
|---|---|---|--------------------|--|
| Top Drive System Ref. : 40500103 40500104 40500107 LF 55 (Euro 6) 280 ÷ 310 PX-7 | | Gonfiaggio <i>Inflating</i> | Anteriore Front | <div style="background-color: red; color: white; text-align: center; padding: 2px;">Nuovo / New</div> |
| | A | Autolivellante <i>Self-levelling</i> | | |
| | E | Elettrico <i>Electric</i> | | |
| | T | Elettrico con Telecomando <i>Remote controlled</i> | | |
| | | Torpress 20 Ø10" | | |
| | | 550044 - 550034 | | |
| Data / Date | | Dettagli veicolo / Vehicle's detail | | |
| Da / Since : | | | | |
| Fino a / Until: | | | | |
| Tipo assale / Axle type | | Larghezza balestra / Leaf spring width | | |
| I | | 90 | | |

| | |
|--|--|
| | Corredato di <i>Equipped with</i> |
|--|--|

| | | | | |
|---|---|---|---------------------|--|
| Top Drive System Ref. : 40500204 40500207 CF 75 Non per motore CUMS - Veicolo da cantiere / <i>Not for CUMS Engine - Construction site vehicle</i> | | Gonfiaggio <i>Inflating</i> | Anteriore Front | <div style="background-color: red; color: white; text-align: center; padding: 2px;">Nuovo / New</div> |
| | E | Elettrico <i>Electric</i> | | |
| | T | Elettrico con Telecomando <i>Remote controlled</i> | | |
| | | | Torpress 20 Ø10" | |
| | | 550044 - 550034 | | |
| Data / Date | | Dettagli veicolo / Vehicle's detail | | |
| Da / Since : | | | | |
| Fino a / Until: | | | | |
| Tipo assale / Axle type | | Larghezza balestra / Leaf spring width | | |
| I | | 80 | | |

| | |
|--|--|
| | Corredato di <i>Equipped with</i> |
|--|--|

| | | | | |
|--|---|---|--------------------|--|
| Top Drive System Ref. : 583075 583075E 583075ET CF 75 - CF 75.310 CF 85 Non per motore CUMS / <i>Not for CUMS Engine.</i> | | Gonfiaggio <i>Inflating</i> | Anteriore Front | |
| | A | Autolivellante <i>Self-levelling</i> | | |
| | E | Elettrico <i>Electric</i> | | |
| | T | Elettrico con Telecomando <i>Remote controlled</i> | | |
| | | Torpress 20 Ø10" | | |
| | | 550044 - 550034 | | |
| Data / Date | | Dettagli veicolo / Vehicle's detail | | |
| Da / Since : | | | | |
| Fino a / Until: | | | | |
| Tipo assale / Axle type | | Larghezza balestra / Leaf spring width | | |
| I | | 80 | | |

| | |
|--|--|
| | Corredato di <i>Equipped with</i> |
|--|--|



Sospensioni Integrative per veicoli industriali
Integrative Suspensions for industrial vehicles



Top Drive System Ref. :

583105A

583105E

583105ET

CF 85

| | |
|---|---|
| | Gonfiaggio <i>Inflating</i> |
| A | Autolivellante <i>Self-levelling</i> |
| E | Elettrico <i>Electric</i> |
| T | Elettrico con Telecomando <i>Remote controlled</i> |

Anteriore
Front



Torpress 20

Ø10"



550044 - 550034



| Data / Date | | Dettagli veicolo / Vehicle's detail | |
|-------------------------|--|---|----|
| Da / Since : | | Motore CUMS / PACCAR <i>CUMS / PACCAR Engine</i> | |
| Fino a / Until: | | | |
| Tipo assale / Axle type | | Larghezza balestra / Leaf spring width | |
| I | | | 80 |



Corredato di
Equipped with



**TOP DRIVE
CONTROL**

Top Drive System Ref. :

583905E

583905ET

CF 75

CF 85

Versione rinforzata / *Reinforced version*

NO Euro 5 / *Not Euro 5*

| | |
|---|---|
| | Gonfiaggio <i>Inflating</i> |
| E | Elettrico <i>Electric</i> |
| T | Elettrico con Telecomando <i>Remote controlled</i> |

Anteriore
Front



Torpress T272/N

Ø11"



550011 - 550021



| Data / Date | | Dettagli veicolo / Vehicle's detail | |
|-------------------------|--|--|----|
| Da / Since : | | | |
| Fino a / Until: | | | |
| Tipo assale / Axle type | | Larghezza balestra / Leaf spring width | |
| I | | | 80 |



Corredato di
Equipped with



**TOP DRIVE
CONTROL**

Top Drive System Ref. :

40500303

40500304

40500307

CF (Euro 6)

290 ÷ 440 MX-11

410 ÷ 510 MX-13

Motore Paccar / *Paccar engine*

| | |
|---|---|
| | Gonfiaggio <i>Inflating</i> |
| A | Autolivellante <i>Self-levelling</i> |
| E | Elettrico <i>Electric</i> |
| T | Elettrico con Telecomando <i>Remote controlled</i> |

Anteriore
Front



Torpress 20

Ø10"



550044 - 550034

Nuovo / New



| Data / Date | | Dettagli veicolo / Vehicle's detail | |
|-------------------------|--|--|----|
| Da / Since : | | Interasse cavallotti : 114 mm <i>"U" bolt distance : 114 mm</i> | |
| Fino a / Until: | | | |
| Tipo assale / Axle type | | Larghezza balestra / Leaf spring width | |
| I | | | 90 |



Corredato di
Equipped with



**TOP DRIVE
CONTROL**



Sospensioni Integrative per veicoli industriali Integrative Suspensions for industrial vehicles



| | | | |
|--|---|---|-------------------------|
| Top Drive System Ref. : | | Gonfiaggio <i>Inflating</i> | Anteriore Front |
| 40500393 | A | Autolivellante <i>Self-levelling</i> | |
| 40500394 | E | Elettrico <i>Electric</i> | |
| 40500397 | T | Elettrico con Telecomando <i>Remote controlled</i> | |
| CF (Euro 6) Versione rinforzata / Reinforced version | | | Torpress T272/N Ø11" |
| 290 ÷ 440 MX-11 410 ÷ 510 MX-13 Motore Paccar / <i>Paccar engine</i> | | | |
| | | | 550011 - 550021 |

Nuovo / New

IMMAGINE NON DISPONIBILE

TOP DRIVE SYSTEM

PICTURE NOT AVAILABLE

Corredato di
Equipped with

TOP DRIVE CONTROL

| | | | |
|---|---|---|---------------------|
| Top Drive System Ref. : | | Gonfiaggio <i>Inflating</i> | Anteriore Front |
| 583075 | A | Autolivellante <i>Self-levelling</i> | |
| 583075E | E | Elettrico <i>Electric</i> | |
| 583075ET | T | Elettrico con Telecomando <i>Remote controlled</i> | |
| 95 XF 430 ÷ 530 XF 95 430 ÷ 530 | | | Torpress 20 Ø10" |
| Non per motore CUMS - NO Euro 5 / <i>Not for CUMS Engine - Not Euro 5</i> | | | |
| | | | 550044 - 550034 |

Corredato di
Equipped with

TOP DRIVE CONTROL

| | | | |
|---------------------------------------|---|---|---------------------|
| Top Drive System Ref. : | | Gonfiaggio <i>Inflating</i> | Anteriore Front |
| 583105A | A | Autolivellante <i>Self-levelling</i> | |
| 583105E | E | Elettrico <i>Electric</i> | |
| 583105ET | T | Elettrico con Telecomando <i>Remote controlled</i> | |
| 95 XF XF 95 - XF 105 | | | Torpress 20 Ø10" |
| | | | |
| | | | 550044 - 550034 |

Corredato di
Equipped with

TOP DRIVE CONTROL

| | | | |
|-------------------------|--|--|--|
| Data / Date | | Dettagli veicolo / Vehicle's detail | |
| Da / Since : | | | |
| Fino a / Until: | | | |
| Tipo assale / Axle type | | Larghezza balestra / Leaf spring width | |
| I | | 90 | |



Sospensioni Integrative per veicoli industriali Integrative Suspensions for industrial vehicles



Top Drive System Ref. :

| | |
|---|---|
| | Gonfiaggio <i>Inflating</i> |
| E | Elettrico <i>Electric</i> |
| T | Elettrico con Telecomando <i>Remote controlled</i> |

583905E

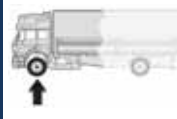
583905ET

95 XF

XF 95 XF 105

Versione rinforzata / Reinforced version

NO Euro 5 / Not Euro 5

Anteriore
Front

Torpress T272/N

Ø11"



550011 - 550021



| Data / Date | | Dettagli veicolo / Vehicle's detail | |
|-------------------------|--|--|----|
| Da / Since : | | | 80 |
| Fino a / Until: | | | |
| Tipo assale / Axle type | | Larghezza balestra / Leaf spring width | |
| I | | | 80 |

Corredato di
Equipped with**TOP DRIVE
CONTROL**

Top Drive System Ref. :

| | |
|---|---|
| | Gonfiaggio <i>Inflating</i> |
| A | Autolivellante <i>Self-levelling</i> |
| E | Elettrico <i>Electric</i> |
| T | Elettrico con Telecomando <i>Remote controlled</i> |

40500303

40500304

40500307

XF (Euro 6)

410 ÷ 510 MX-11 / MX-13

Motore Paccar / Paccar engine

Anteriore
Front

Torpress 20

Ø10"



550044 - 550034

Nuovo / New

| Data / Date | | Dettagli veicolo / Vehicle's detail | |
|-------------------------|--|--|---|
| Da / Since : | | | Interasse cavallotti : 114 mm "U" bolt distance : 114 mm |
| Fino a / Until: | | | |
| Tipo assale / Axle type | | Larghezza balestra / Leaf spring width | |
| I | | | 90 |

Corredato di
Equipped with**TOP DRIVE
CONTROL**

Top Drive System Ref. :

| | |
|---|---|
| | Gonfiaggio <i>Inflating</i> |
| A | Autolivellante <i>Self-levelling</i> |
| E | Elettrico <i>Electric</i> |
| T | Elettrico con Telecomando <i>Remote controlled</i> |

40500393

40500394

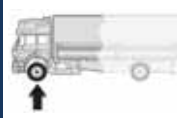
40500397

XF (Euro 6)

Versione rinforzata / Reinforced version

410 ÷ 510 MX-11 / MX-13

Motore Paccar / Paccar engine

Anteriore
Front

Torpress T272/N

Ø11"



550011 - 550021

Nuovo / New

IMMAGINE NON DISPONIBILE



PICTURE NOT AVAILABLE

| Data / Date | | Dettagli veicolo / Vehicle's detail | |
|-------------------------|--|--|---|
| Da / Since : | | | Interasse cavallotti : 114 mm "U" bolt distance : 114 mm |
| Fino a / Until: | | | |
| Tipo assale / Axle type | | Larghezza balestra / Leaf spring width | |
| I | | | 90 |

Corredato di
Equipped with**TOP DRIVE
CONTROL**